

The New India Assurance Company Limited
[Registration No.190 Renewed from 01/04/2018]

Consolidated Fire Insurance Revenue Account for the year ended 31st March, 2018

Particulars	Schedule	Current year ₹ (000)	Previous year ₹ (000)
1.Premium Earned (Net)	1	19639705	19324914
2.Profit on Sale or Redemption of Investments (Policy Holders)	-	2291735	1873968
Loss on Sale or Redemption of Investments (Policy Holders)		0	0
3.Others		0	0
4.Interest, Dividend and Rent (Gross)	-	3706777	2590454
Total (A)		25638218	23789336
1.Claims Incurred (Net)	2	15315520	19666289
2.Commission	3	2836530	3346780
3.Operating Expenses Related to Insurance Business	4	3331266	4141805
4. Premium Deficiency		0	
5.Others - Foreign Taxes		4019	3985
Amortisation, Write off, Provisions - Investments		1930	7985
Total (B)		21489265	27166844
Operating Profit/ (Loss) C=(A-B)		4148952	(3377508)
Appropriations			
Transfer to Share Holders Account (Profit and Loss Account)	-	(4148952)	3377508
Transfer to Catastrophic Reserves	-	0	0
Transfer to Other Reserves	-	0	0
Total		0	0

Significant Accounting Policies and Notes to Accounts 16

As required by section 40C(2) of the Insurance Act 1938, we certify that, to the best of our knowledge and according to the information and explanations given to us, and so far as appears from our examination of the Company's books of account, all expenses of management, wherever incurred, whether directly or indirectly in respect of fire insurance business have been fully debited in the Fire Insurance Revenue Account as expenses.

The schedules referred to above form integral part of the revenue account


Jayashree Nair
Jayashree Nair
Company Secretary

C. Narambunathan
C. Narambunathan
Director, GM & FA
DIN No.08101846

Hemant G. Rokade
Hemant G. Rokade
Director
DIN No.06417520

S. N. Rajeswar
S. N. Rajeswar
Chief Financial Officer

G. Srinivasan
G. Srinivasan
Chairman-Cum- Managing Director
DIN No.01876234




As per our report of even date

For R. Devendra Kumar & Associates
Firm Reg. No. 114207W
Chartered Accountants


D.K. Gupta
D.K. Gupta
Partner
Membership Number 09032

Mumbai
May 11, 2018




For A. Bafna & Co.
Firm Reg. No. 003660C
Chartered Accountants

Mukesh Kumar Gupta
Mukesh Kumar Gupta
Partner
Membership Number 079815



For NBS & CO.
Firm Reg. No. 110100W
Chartered Accountants

Pradeep J. Shetty
Pradeep J. Shetty
Partner
Membership Number 046940



The New India Assurance Company Limited
[Registration No.190 Renewed from 01/04/2018]


Consolidated Marine Insurance Revenue Account for the year ended 31st March, 2018


Particulars	Schedule	Current year ₹ (000)	Previous year ₹ (000)
1.Premium Earned (Net)	1	3837519	4673115
2.Profit on Sale or Redemption of Investments (Policy Holders)	-	386112	398501
Loss on Sale or Redemption of Investments (Policy Holders)		0	
3.Others		0	
4.Interest, Dividend and Rent (Gross)	-	465029	559703
Total (A)		4688660	5631319
1.Claims Incurred (Net)	2	2214205	3577504
2.Commission	3	568638	450918
3.Operating Expenses Related to Insurance Business	4	738340	782710
4. Premium Deficiency			
5.Others - Foreign Taxes			
Amortisation, Write off, Provisions - Investments		325	1698
Total (B)		3521508	4812830
Operating Profit/ (Loss) C=(A-B)		1167152	818488
Appropriations			
Transfer to Share Holders Account (Profit and Loss Account)	-	(1167152)	(818488)
Transfer to Catastrophic Reserves	-		
Transfer to Other Reserves	-		
Total		0	0


Significant Accounting Policies and Notes to Accounts 16

As required by section 40C(2) of the Insurance Act 1938, we certify that, to the best of our knowledge and according to the information and explanations given to us, and so far as appears from our examination of the Company's books of account, all expenses of management, wherever incurred, whether directly or indirectly in respect of marine insurance business have been fully debited in the Marine Insurance Revenue Account as expenses.

The schedules referred to above form integral part of the revenue account


Jayashree Nair
Company Secretary


C. Narambunathan
Director, GM & FA
DIN No.08101846


Hemant G. Rokade
Director
DIN No.06417520



S. N. Rajeswari
Chief Financial Officer


G. Srinivasan
Chairman-Cum- Manager
DIN No.01876234




As per our report of even date


For R. Devendra Kumar & Associates
Firm Reg. No. 114207W
Chartered Accountants


D. K. Gupta
Partner
Membership Number 09032

Mumbai
May 11, 2018 MUMBAI



For A. Bafna & Co.
Firm Reg. No. 003660C
Chartered Accountants



Mukesh Kumar Gupta
Partner
Membership Number 073515

Mumbai
May 11, 2018 MUMBAI



For NBS & CO.
Firm Reg. No. 110100W
Chartered Accountants


Pradeep J. Shetty
Partner
Membership Number 046940



The New India Assurance Company Limited
[Registration No.190 Renewed from 01/04/2018]

Consolidated Miscellaneous Insurance Revenue Account for the year ended 31st March, 2018

Particulars	Schedule	Current year ₹ (000)	Previous year ₹ (000)
1.Premium Earned (Net)	1	174826715	155355332
2.Profit on Sale or Redemption of Investments (Policy Holders)	-	12966929	10367266
Loss on Sale or Redemption of Investments (Policy Holders)		0	
3.Others		0	
4.Interest, Dividend and Rent (Gross)	-	15543026	14310271
		0	
Total (A)		203336670	180032869
1.Claims Incurred (Net)	2	152221097.7	139901785
2.Commission	3	14921943	9522709
3.Operating Expenses Related to Insurance Business	4	31627180.57	33296592
4. Premium Deficiency		0	
5.Others - Foreign Taxes		1906.14084	1636
Amortisation, Write off, Provisions - Investments		10940	44176
Total (B)		198783067	182766898
Operating Profit/ (Loss) C=(A-B)		4553603	(2734029)
Appropriations			
Transfer to Share Holders Account (Profit and Loss Account)	-	(4553603)	2734029
Transfer to Catastrophic Reserves	-		
Transfer to Other Reserves	-		
Total		0	0

Significant Accounting Policies and Notes to Accounts

16

As required by section 40C(2) of the Insurance Act 1938, we certify that, to the best of our knowledge and according to the information and explanations given to us, and so far as appears from our examination of the Company's books of account, all expenses of management, wherever incurred, whether directly or indirectly in respect of miscellaneous insurance business have been fully debited in the Miscellaneous Insurance Revenue Account as expenses.

The schedules referred to above form integral part of the revenue account

Jayashree Nair
Jayashree Nair
Company Secretary


C. Narambunathan
C. Narambunathan
Director, GM & FA
DIN No.08101846

As per our report of even date

For R. Devendra Kumar & Associates
Firm Reg. No. 114207W
Chartered Accountants

R. K. Gupta
R. K. Gupta
Partner
Membership Number 09032

Mumbai
May 11, 2018



Hemant G. Rokade
Hemant G. Rokade
Director
DIN No.06417520

For A. Bafna & Co.
Firm Reg. No. 003660C
Chartered Accountants

Mukesh Kumar Gupta
Mukesh Kumar Gupta
Partner
Membership Number 073515



S. N. Rajeswari
S. N. Rajeswari
Chief Financial Officer

G. Srinivasan
G. Srinivasan
Chairman-Cum- Managing Director
DIN No.01876234

For NBS & CO.
Firm Reg. No. 110100W
Chartered Accountants

Pradeep J. Shetty
Pradeep J. Shetty
Partner
Membership Number 046940



The New India Assurance Company Limited
[Registration No.190 Renewed from 01/04/2018]

Consolidated Profit and Loss Account for the year ended 31st March 2018

Particulars	Schedule	Current year ₹ (000)	Previous year ₹ (000)
1. Operating Profit / (Loss)			
a. Fire Insurance	-	4148952	(3377508)
b. Marine Insurance	-	1167152	818488
c. Miscellaneous Insurance	-	4553603	(2734029)
2. Income from Investments			
a. Interest Dividend and Rent (Gross) - Share Holders	-	9052571	8829362
b. Profit on Sale of Investment - Share Holders	-	7476103	6420867
Less: Loss on Sale of Investment - Share Holders	-		
3. Other Income - Misc Receipts, Credit Balances Written Back		1020431	859585
- Interest on Refund of Income Tax			1324471
Total (A)=1+2+3		27418812	12141236
4. Provisions (Other Than Taxation)			
a. Others - Amortisation Provision For Thinly Traded Shares - Shareholders	-	32430	24627
b. For Doubtful Debts - Investments(Shareholders)	-	(51960)	(8823)
c. For Doubtful Debts - Operations	-	0	129817
d. For Diminution In Value Of Investments (Shareholders)	-	28286	11556
5. Other		0	0
a. Other than those related To insurance business		6364	0
b. Others - Expenses on Corporate Social Responsibility		135087	0
c. Others - Interest On Income/Service Tax		28443	11467
d. (Profit)/Loss On Sale Of Assets		15991	27827
e. Penalty			2000
Total (B)=(4+5)		194641	198471
Profit Before Tax (A-B)	-	27224171	11942764
Provision For Taxation - Current Tax	-	5166412	1722152
Deferred Tax	-	165534	(59073)
Wealth Tax	-		0
Profit After Tax		21892226	10279685
Profit attributable to Minority Interest		(6092)	(44181)
Add : Share of Profit/(Loss) in Associate Enterprises		12711	224277
Transfer from General Reserves for Equalization / Contingency Reserves for Foreign Branches		976658	129457
Transfer from Contingency Reserves for Unexpired Risk (created in 2009-10)		0	0
Appropriations		0	0
a. Proposed Final Dividend	-	(3090000)	0
b. Dividend Distribution Tax.	-	(629051)	(10908)
c. Transfer to General Reserves	-	(19156452)	(10578330)
d. Transfer to Equalization / Contingency Reserves for Foreign Branches	-	0	0
e. Transfer to Consolidated Revenue Reserve	-	0	0
Profit / (Loss) Carried Forward to The Balance Sheet	-	0	0

Basic and diluted earnings per share (₹) {Refer Note 13 B to notes to accounts in Schedule 16 B}

Significant Accounting Policies and Notes to Accounts

The schedules referred to above form integral part of the Profit and Loss Account

16

27.06

13.07

Jayashree Hair
Company Secretary

C. Narambunathan
Director, GM & FA
DIN No.08101846

Hemant G. Rokade
Director
DIN No.0617520

S. N. Rajeswari
Chief Financial Officer


G. Srinivasan
Chairman-Cum- Managing Director
DIN No.01876234

As per our report of even date

For R. Devendra Kumar & Associates
Firm Reg. No. 114207W
Chartered Accountants


D. K. Gupta
Partner
Membership Number 09032

Mumbai,
May 11, 2018




For A. Bafna & Co.
Firm Reg. No. 003660C
Chartered Accountants

Mukesh Kumar Gupta
Partner
Membership Number 073515



For NBS & CO.
Firm Reg. No. 110100W
Chartered Accountants

Pradeep J. Shetty
Partner
Membership Number 046940



The New India Assurance Company Limited
[Registration No.190 Renewed from 01/04/2018]

Consolidated Balance Sheet as at 31st March, 2018

Particulars	Schedule	Current year ₹ (000)	Previous year ₹ (000)
A. Sources of Funds			
1. Share Capital	5 & 5A	4120000	2000000
2. Reserves and Surplus	6	157477850	124407166
3. Fair Value Change Account - Shareholders	-	85272169	80435866
Fair Value Change Account - Policyholders		144363619	157115599
4. Borrowings	7	0	0
5. Minority Interest		278953	385623
Total A		391512591	364344254
B. Application of Funds			
1. Investments	8	560238975	519315631
2. Loans	9	2655049	3085957
3. Fixed Assets	10	5933543	4310084
4. Deferred Tax Assets		2071125	2197485
5. Current Assets			
a. Cash and Bank Balances	11	91814461	81257284
b. Advances and Other Assets	12	111832216	89192592
Sub Total(a+b)		203646677	170449876
c. Current Liabilities	13	275402315	238464383
d. Provisions	14	110399783	98763797
Sub Total(c+d)		385802098	337228180
Net Current Assets (a+b-c-d)		(182155421)	(166778304)
6. Miscellaneous Expenditure - Contribution to Gratuity Fund-Deferred (to the extent not written off or adjusted)	15	2769320	2213400
Total B		391512591	364344254

Significant Accounting Policies and Notes to Accounts 16

The Schedules referred to above form integral part of the Balance Sheet

Jayashree
Jayashree Jain
Company Secretary

C. Narambunathan
C. Narambunathan
Director, GM & FA
DIN No.08101846

Hemant G. Rokade
Hemant G. Rokade
Director
DIN No.06417520

S. N. Rajeswari
S. N. Rajeswari
Chief Financial Officer

G. Srinivasan
G. Srinivasan
Chairman-Cum- Managing Director
DIN No.01876234



As per our report of even date

For R. Devendra Kumar & Associates
Firm Reg. No. 114207W
Chartered Accountants


D. K. Gupta
D. K. Gupta
Partner
Membership Number 09032

Mumbai
May 11, 2018




For A. Bafna & Co.
Firm Reg. No. 003660C
Chartered Accountants

Mukesh Kumar Gupta
Mukesh Kumar Gupta
Partner
Membership Number 073515



For NBS & CO.
Firm Reg. No. 110100W
Chartered Accountants

Pradeep J. Shetty
Pradeep J. Shetty
Partner
Membership Number 046940

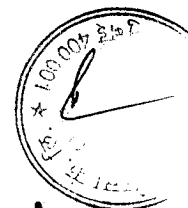




The New India Assurance Company Limited

[Registration No.190 Renewed from 01/04/2018]

Schedule 1 - Premium Earned for the year ended March, 2018



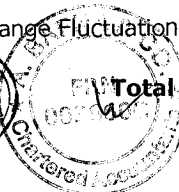

Particulars	Current year ₹ (000)	Previous year ₹ (000)
Schedule 1 - Fire Premium Earned(Net)		
Premium From Direct Business - in India	20825658	18242822
- outside India	7348454	8092307
Total	28174112	26335129
Add: Premium on Reinsurance Accepted	10431282	9290477
Less: Premium on Reinsurance Ceded	18976528	15417066
Net Premium	19628866	20208540
Adjustment for Change in Reserve for Un-Expired Risks	(10839)	883626
Total Premium Earned (Net)	19639705	19324914
Schedule 1 - Marine Premium Earned(Net)		
Premium From Direct Business - in India	6000090	6100259
- outside India	561326	679725
Total	6561416	6779984
Add: Premium on Reinsurance Accepted	434179	361266
Less: Premium on Reinsurance Ceded	2813985	3424906
Net Premium	4181610	3716344
Adjustment for Change in Reserve for Un-expired Risks	344091	(956771)
Total Premium Earned (Net)	3837519	4673115
Schedule 1 - Miscellaneous Premium Earned(Net)		
Premium From Direct Business - in India	200361862	166803842
- outside India	18474200	18152386
Total	218836062	184956228
Add: Premium on Reinsurance Accepted	3064965	4581850
Less: Premium on Reinsurance Ceded	35061090	26316500
Net Premium	186839937	163221579
Adjustment for Change in Reserve for Un-expired Risks	12013223	7866247
Total Premium Earned (Net)	174826714	155355332



The New India Assurance Company Limited
[Registration No.190 Renewed from 01/04/2018]

Schedule 2- Claims Incurred for the year ended 31st March, 2018




Particulars	Current year ₹ (000)	Previous year ₹ (000)
Schedule 2 - Fire Claims Incurred (Net)		
Claims Paid Direct	19548408.17	17593591
Add: Claims on Reinsurance Accepted	7363129	5879393
Less: Claims on Reinsurance Ceded	11312942	6492659
Net Claims Paid	<u>15598595</u>	<u>16980325</u>
Add:Claims Outstanding at End (Net)	27804982	27694574
Less :Claims Outstanding at Beginning (Net)	27694574	25790294
Foreign Exchange Fluctuation Relating to Non-Integral Foreign Operations	(393483)	781685
Total Incurred Claims (Net)	<u><u>15315520</u></u>	<u><u>19666289</u></u>
Schedule 2 - Marine Claims Incurred (Net)		
Claims Paid Direct	4385851	4467596
Add: Claims on Reinsurance Accepted	124786	404976
Less: Claims on Reinsurance Ceded	1628421	1090316
Net Claims Paid	<u>2882216</u>	<u>3782256</u>
Add:Claims Outstanding at End (Net)	4300707	4988162
Less :Claims Outstanding at Beginning (Net)	4988162	5208696
Foreign Exchange Fluctuation Relating to Non-Integral Foreign Operations	19444	15782
Total Incurred Claims (Net)	<u><u>2214205</u></u>	<u><u>3577504</u></u>
Schedule 2 - Miscellaneous Claims Incurred (Net)		
Claims Paid Direct	152482311	133116093
Add: Claims on Reinsurance Accepted	3278430	2709916
Less: Claims on Reinsurance Ceded	21909100	10309225
Net Claims Paid	<u>133851641</u>	<u>125516784</u>
Add:Claims Outstanding at End (Net)	165961301	147154754
Less :Claims Outstanding at Beginning (Net)	147154754	133352542
Foreign Exchange Fluctuation Relating to Non-Integral Foreign Operations	(437091)	582788
Total Incurred Claims (Net)	<u><u>152221098</u></u>	<u><u>139901785</u></u>



The New India Assurance Company Limited
[Registration No.190 Renewed from 01/04/2018]

Schedule 3- Commission for the year ended 31st March, 2018



Particulars	Current year ₹ (000)	Previous year ₹ (000)
Schedule 3- Fire Commission (Net)		
Commission - Direct	3465108	3379901
Add : Commission on Reinsurance Accepted	1699784	1555311
Less : Commission on Reinsurance Ceded	2328362	1588432
Commission (Net)	<u>2836530</u>	<u>3346780</u>
Break-up of Commission Direct		
Direct Commission	2647648	2642038
Direct Brokerage	683742	667098
Direct Corporate Agency Commission	133010	70765
Others - Other Channels	708	0
Total Commission	<u>3465108</u>	<u>3379901</u>
Schedule 3- Marine Commission (Net)		
Commission - Direct	672131	661702
Add : Commission on Reinsurance Accepted	90710	51886
Less : Commission on Reinsurance Ceded	194203	262671
Commission (Net)	<u>568638</u>	<u>450918</u>
Break-up of Commission Direct		
Direct Commission	346387	369575
Direct Brokerage	325226	291670
Direct Corporate Agency Commission	518	457
Others - Other Channels	0	0
Total Commission	<u>672131</u>	<u>661702</u>
Schedule 3- Miscellaneous Commission (Net)		
Commission - Direct	17235324	11472227
Add : Commission on Reinsurance Accepted	636197	503513
Less : Commission on Reinsurance Ceded	2949578	2453031
Commission (Net)	<u>14921943</u>	<u>9522709</u>
Break-up of Commission Direct		
Direct Commission	12832946	8457928
Direct Brokerage	2962340	2706321
Direct Corporate Agency Commission	279925	214367
Others - Other Channels	1160112	93611
Total Commission	<u>17235323</u>	<u>11472227</u>



The New India Assurance Company Limited
[Registration No.190 Renewed from 01/04/2018]

Consolidated Schedules for the year ended 31st March, 2018

Particulars	Current year ₹ (000)	Previous year ₹ (000)
Schedule - 4		
Operating Expenses Related To Insurance Business		
1. Employees Remuneration And Welfare Benefits	22880779	22359364
2. Travel Conveyance And Vehicle Running Expenses	705362	644388
3. Training Expenses	330773	155958
4. Rent Rates And Taxes	1375738	1147499
5. Repairs And Maintenance	947437	954517
6. Printing And Stationery	408723	404641
7. Communication Expenses	306904	294025
8. Legal And Professional Charges	660253	565561
9. Auditors Fees, Expenses Etc. As Auditor	128512	99515
Auditors Fees, Expenses Etc. As Advisor Or Other Capacity - Taxation	0	211
Auditors Fees, Expenses Etc. As Advisor Or Other Capacity - Insurance	0	0
Auditors Fees, Expenses Etc. As Advisor Or Other Capacity - Mgt Services	0	0
Auditors Fees, Expenses Etc. In Other Capacity	0	0
10. Advertisement And Publicity	643046	616338
11. Interest And Bank Charges	90080	55513
12. Others - Exchange (Gain) / Loss	(41643)	370344
IT Implementation	1292509	1079473
Outsourcing Expenses	3139722	4378170
Other Taxes	107298	138619
Incentives to Agents	0	1979829
Others	1647565	1838340
13. Depreciation	744885	469739
14. Service Tax Account	328842	669063
Total	35696785	38221107
Apportioned to Fire Segment	3331266	4141805
Apportioned to Marine Segment	738340	782710
Apportioned to Miscellaneous Segment	31627181	33296592
Total	35696786	38221108



The New India Assurance Company Limited
[Registration No.190 Renewed from 01/04/2017]

Consolidated Schedules for the year ended 31st March, 2018

Particulars	Current year ₹ (000)	Previous year ₹ (000)
Schedule - 5		
Share Capital		
1. Authorised Capital		
1,20,00,00,000 (Previous Year 30,00,00,000 Equity Shares of ₹10 each) Equity Shares of ₹ 5 each	6000000	3000000
2. Issued Capital		
82,40,00,000 (Previous Year 20,00,00,000 Equity Shares of ₹10 each) Equity Shares of ₹ 5 each	4120000	2000000
3. Subscribed Capital		
82,40,00,000 (Previous Year 20,00,00,000 Equity Shares of ₹10 each) Equity Shares of ₹ 5 each	4120000	2000000
4. Called up Capital		
82,40,00,000 (Previous Year 20,00,00,000 Equity Shares of ₹10 each) Equity Shares of ₹ 5 each	4120000	2000000
Total	4120000	2000000


Note : Of the above 79,22,98,732 shares are issued as fully paid up bonus shares by capitalisation of general reserves.

SCHEDULE 5A

Pattern of Shareholding

(As Certified by Management)




Share holder	Current Year		Previous	
	Numbers	% of Holding	Numbers	% of Holding
Promoters Indian	704000000	85.44	200000	100
Foreign	-	-	-	-
Others	120000000	14.56	-	-
Total	824000000	100	200000	100



The New India Assurance Company Limited
[Registration No.190 Renewed from 01/04/2018]

Schedules for the year ended 31st March, 2018

Particulars	Consolidated	Previous Year ₹ (000)
Schedule 8 - Investments		
Long term investments		
1. Government Securities and Government Guaranteed Bonds including Treasury Bills	165829735	122710173
2. Other Approved Securities	0	0
3. Other Investments	0	
(a) Shares	0	
aa Equity	277269469	91107181
bb Preference	1947	179348801
(b) Mutual funds/ ETF	987703	335099
(c) Derivative Instruments	0	0
(d) Debentures/Bonds	27180985	24893387
(e) Other securities - Foreign shares	582512	61546
(f) Subsidiaries	0	470767
(g) Investment Properties (Real Estate)	0	0
4. Investment in Infrastructure and Housing	52886107	50356431
5. Other than Approved Investments (Debentures, Pref.shares, Foreign Shares, Venture Funds and Equity)	19764661	20150154
Total	544503120	489433539
Short Term Investments		
1. Government Securities and Government Guaranteed Bonds including Treasury Bills	3519365	8028572
2. Other Approved Securities	0	0
3. Other Investments	0	
(a) Shares	0	
aa Equity	0	0
bb Preference	0	0
(b) Mutual funds/ ETF	0	0
(c) Derivative Instruments	0	0
(d) Debentures/Bonds	4191584	5507603
(e) Other Securities	0	0
(f) Subsidiaries	0	0
(g) Investment Properties (Real Estate)	0	0
4. Investment in Infrastructure and Housing	8021920	10665404
5. Other than Approved Investments (Debentures, Pref.shares, Foreign Shares, Venture Funds and Equity)	2987	5973
Total	15735856	24207552
Grand Total	560238975	513641091
Investments		
1.In India	550774051	509805559
2.Outside India	6123130	4496478
<i>Investment in foreign associates included in equity above</i>	30136	30136
<i>Aggregate amount of Companies Investments in other than listed equity shares Book Market value</i>	772410	749587
	761489	725309
<i>Preference shares and FITL preference shares (LTUA) amounting to ₹80600 (P.Y. ₹84320) is netted against interest suspense of an equal amount. Debentures and FITL debentures amounting to ₹20659 (P.Y. ₹43101) are netted against interest suspense of an equal amount. Equity shares amounting to ₹6376 (P.Y. ₹ 276) is netted against interest suspense of an equal amount.</i>	0	
Provision made for bad and doubtful debts shown under Schedule 14.5 against assets in	0	
<i>Debentures - Standard Provisions</i>	125654	130412
<i>Housing sector bonds - Standard Provisions</i>	97142	93696
<i>Infrastructure investments - Standard Provisions</i>	146891	146671
<i>Other than approved investments (Debenture)</i>	428126	456547
<i>Equity - foeigne share - diminution in value others</i>	0	0
<i>Equity - Thinly traded and unlisted equity - diminution in value</i>	14364	47935
<i>Equity - Thinly traded - foreign (Honkong)</i>	0	0
<i>Equity - Long term unapproved thinly traded and unlisted equity - diminution in value (F)6034/12</i>	13701	14017
<i>Equity subsidiary - Long term unapproved thinly traded and unlisted equity - diminution in value (F)6039/12</i>	1535	1535
Total	827413	890813



The New India Assurance Company Limited
[Registration No.190 Renewed from 01/04/2018]



Consolidated Schedules for the year ended 31st March, 2018

Particulars	Current year ₹ (000)	Previous year ₹ (000)
Schedule 6		
Reserves and Surplus		
1. Capital Reserve (Op. Balance)	575	41681
Addition During The Year		0
Deduction During The Year		(41106)
(Cl. Balance)	575	575
2. Capital Redemption Reserve	0	0
3. Share Premium	18962416	0
4. General Reserves (Op. Balance)	112847317	102213460
Addition during the year - Balance Transferred From P & L Account	19156452	10578330
Deffered tax due to Depreciation		0
Transfer and to P & L Account for Equalization / Contingency Reserves and CFS Adjustment for Forgive Branches	(3328608)	(3930424)
Change in Depreciation due to Companies Act, 2013		0
Deduction During The Year - Issue of Bonus shares	(2000000)	0
Dividend and dividend Distribution tax for FY 2016-17	(3731192)	0
Consolidated Revenue Reserve	3442719	3985951
(Cl. Balance)	126386688	112847317
5. Catastrophe Reserve		
6. Other Reserves		
A. Foreign Currency Translation Reserve		
Opening Balance	9279354	11288295
Addition During The Year (Refer Note No 17 To Notes To Accounts In Schedule 16 B)	1458505	0
Deduction During The Year	(37038)	(2089655)
(Cl. Balance)	10700821	9198640
C. Equalization / Contingency Reserves for Foreign Branches		
Opening Balance	2360634	2831785
Addition During The Year		
Deduction during the Year	(933284)	(471151)
(Cl. Balance)	1427350	2360634
7. Balance Of Profit In Profit And Loss Account		
8. Property Revaluation Reserve		
Total	157477850	124407166

Schedule 7

Borrowings




1. Debentures / Bonds
2. Banks
3. Financial Institutions
4. Others



The New India Assurance Company Limited
[Registration No.190 Renewed from 01/04/2018]

Consolidated Schedules for the year ended 31st March, 2018


Particulars	Current year ₹ (000)	Previous year ₹ (000)
Schedule 8 - Investments Shareholders Fund		
Long term investments		
1. Government Securities and Government Guaranteed Bonds including Treasury Bills	64339757	43570419
2. Other Approved Securities		0
3. Other Investments		0
(a) Shares		0
aa Equity	103059224	91107181
bb Preference	724	656
(b) Mutual funds/ ETF	367123	335099
(c) Derivative Instruments	0	0
(d) Debentures/Bonds	10141826	8712462
(e) Other securities - Foreign shares	582512	4187426
(f) Subsidiaries	0	0
(g) Investment Properties (Real Estate)	0	248128
4. Investment in Infrastructure, Housing and Social Sector	19657416	16963365
5. Other than Approved Investments (Debentures, Pref.shares, Foreign Shares, Venture Funds and Equity)	10134180	7297185
Total	208282761	172421921
Short Term Investments		
1. Government Securities and Government Guaranteed Bonds including Treasury Bills	1308125	2704552
2. Other Approved Securities	0	0
3. Other Investments		
(a) Shares		
aa Equity	0	0
bb Preference		0
(b) Mutual funds/ ETF		0
(c) Derivative Instruments		0
(d) Debentures/Bonds	1586487	2499760
(e) Other Securities		0
(f) Subsidiaries		0
(g) Investment Properties (Real Estate)		0
4. Investment in infrastructure and Social Sector	2981694	3592811
5. Other than Approved Investments (Debentures, Pref.shares, Foreign Shares, Venture Funds and Equity)	1110	2012
Total	5877416	8799136
Grand Total	214160177	181221056
Investments		
1.In India	550774051	509805560
2.Outside India	9464924	9510071
<i>Investment in foreign associates included in equity above</i>	<i>30136</i>	<i>30136</i>
<i>Aggregate amount of Companies Investments in other than listed equity shares Book Value</i>	<i>772410</i>	<i>749587</i>
<i>Market value</i>	<i>761489</i>	<i>725309</i>
<i>Preference shares and FITL preference shares (LTUA) amounting to ₹84320 (P.Y. ₹84498) is netted against interest suspense of an equal amount. Debentures and FITL debentures amounting to ₹43101(P.Y. ₹45115) are netted against interest suspense of an equal amount. Equity shares amounting to ₹276 (P.Y. ₹ 276) is netted against interest suspense of an equal amount.</i>		
Provision made for bad and doubtful debts shown under Schedule 14.5 against assets in Schedule 8		
<i>Debentures - Standard Provisions</i>	<i>125654</i>	<i>130412</i>
<i>Housing sector bonds - Standard Provisions</i>	<i>97142</i>	<i>93696</i>
<i>Infrastructure investments - Standard Provisions</i>	<i>146891</i>	<i>146671</i>
<i>Other than approved investments (Debenture)</i>	<i>428126</i>	<i>456547</i>
<i>Equity - Thinly traded and unlisted equity - diminution in value</i>	<i>14364</i>	<i>47935</i>
<i>Equity - Long term unapproved thinly traded and unlisted equity - diminution in value (F)6034/12</i>	<i>14017</i>	<i>14017</i>
<i>Equity subsidiary - Long term unapproved thinly traded and unlisted equity - diminution in value (F)6039/12</i>	<i>1535</i>	<i>1535</i>
	827729	890813



The New India Assurance Company Limited
[Registration No.190 Renewed from 01/04/2018]

Consolidated Schedules for the year ended 31st March, 2018

Particulars	Current year ₹ (000)	Previous year ₹ (000)
Schedule 8-A		
Investments - Policyholders Fund		
Long term investments		
1. Government Securities and Government Guaranteed Bonds including Treasury Bills	101489977	79139754
2. Other Approved Securities		0
3. Other Investments		
(a) Shares		
i) Equity	174210245	179348145
ii) Preference	1223	1291
(b) Mutual funds/ ETF	620580	659656
(c) Debentures/Bonds	17039159	16455263
(d) Investment Properties Real Estate	0	0
(e) Other securities - (Other than Approved)	9630482	13044546
4. Investment in Infrastructure and Housing	33228691	33393066
Total	336220359	322041722
Short Term Investments		
1. Government Securities and Government Guaranteed Bonds including Treasury Bills	2211240	5324020
2. Other Approved Securities		0
3. Other Investments		
(a) Shares		
i) Equity		0
ii) Preference		0
(b) Mutual funds/ ETF		0
(c) Debentures/Bonds	2605097	3652279
(d) Other Securities (Other than Approved)	1877	3961
4. Investment in infrastructure and Housing	5040225	7072593
Total	9858439	16052853
Grand Total	346078798	338094575



The New India Assurance Company Limited
[Registration No.190 Renewed from 01/04/2018]



Consolidated Schedules for the year ended 31st March, 2018

Particulars	Current year ₹ (000)	Previous year ₹ (000)
Schedule 9		
Loans		
1. Security-Wise Classification		
Secured		
a. On Mortgage Of Property		
aa. In India		
Loan Against Mortgage Of Property		0
Housing, Vehicle And Computer Loans To Employees	2154047	1906868
Direct Term Loans	0	183239
bb. Outside India Housing, Vehicle Loan To Employees	21349	482
b. On Shares, Bonds, Government Securities		
c. Others		
Loans to Subsidiaries	0	0
Loans To State Government Housing, Ffe Loans	447264	571689
Unsecured (Term Loans, Bridge Loans, Short-Term Loans, Term Loans PFPS)	0	423679
Total	2622660	3085957
2. Borrower-Wise Classification		
a. Central And State Governments(Term Loans, Housing and FFE)	447264	571689
b. Banks And Financial Institutions		
c. Subsidiaries		0
d. Industrial Undertakings (Term Loans, Bridge Loans, Short-Term Loans, Loans To PFPS)		578144
e. Others - Housing Loans,Vehicle Loans, Computer Loans To Employees	2175396	1907350
Term Loans and PFPS		28774
Total	2622660	3085957
3. Performance-wise Classification		
a. Loans Classified as Standard		
aa. In India:Term Loans, Bridge Loans, State Government Housing And FFE, PFPS	447264	552183
Housing, Vehicle And Computer Loans To Employees	2175326	1906868
bb. Outside India (Loans To Employees)	70	482
Loans to Subsidiaries		0
b. Non-Performing Loans less Provisions		
aa. In India (Term Loans, Bridge Loans, Short-Term Loans, Loans PFPS)		626423
bb. Outside India		
Total	2622660	3085956
4. Maturity-wise Classifications		
a. Short-Term (Term Loans, Direct Bridge Loans, Short-Term Loans, Term Loans PFPS)	89592	103123
b. Long-Term		
(Term Loans Direct, Loans State Government Housing and FF, and Loans PFPS)	390061	1075484
Loans to Subsidiaries		0
Housing, Vehicle, And Computer Loans To Employees.	2175396	1907350
Total	2655049	3085957

PFPS and FITL PFPS amounting to ₹ 101572 (P.Y. ₹585452) and FITL short term loan amounting to ₹1675 (P.Y. ₹1675) and direct term loans amounting to ₹6101 (P.Y. ₹6101) are netted against interest suspense of an equal amount.

Assets in Schedule 9 shown after netting of following provisions

Direct term loans (Investments)	18115	18115
Bridge loan (Investments)	400	400
Term loans PFPS std.provision	0	0
Term loans PFPS	366485	503335
Short term loans (Investments)	83368	85067
Housing loans to state govts. - std.provision	1792	2191
Housing loans to state govts.	16573	16573
FFE loans to state govts. - std.provision	4	19
FFE loans to state govts.	2932	2932
Total	489669	628633



The New India Assurance Company Limited
Registration Number 190


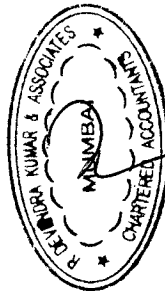
Schedule for the year ended 31-03-2018
Schedule 10

Fixed Assets ₹ (000)

Particulars	Gross Block			Depreciation Fund			Net Block			
	Opening Balance.	Additions	Deletions / Adjustments	* Closing Balance	Opening Balance.	Additions	Deletions / Adjustments	* Closing Balance	Closing	Opening
	4/1/2017	During 2017-2018	2017-2018	3/31/2018	4/1/2017	During 2017-2018	2017-2018	3/31/2018	3/31/2018	3/31/2017
Goodwill	156478	0	(2039)	158517	0	0	0	0	158517	156478
Intangibles (Softwares)	1102241	1166101	3685	2264657	1061659	206868	43	1268483	996174	40582
Land Freehold	296716	0	35192	261524	0	0	0	0	261524	296716
Leasehold Property	184372	263252	26891	420734	165227	3208	21472	146963	273771	19145
Buildings	2372289	42620	35208	2379700	962709	18155	3776	977089	1402612	1409580
Furnitures & Fittings	749805	50889	10787	789908	524195	32823	5181	551837	238070	225610
Information & Technology Equipments	3563785	590229	56094	4097920	2741960	290407	22287	3010080	1087839	821825
Vehicles	1430640	430351	277435	1533556	599358	165758	192095	573020	1010536	831283
Office Equipments	146216	5365	(2271)	153852	118895	8390	2211	125074	28779	27321
Other Assets #	400368	28068	8663	419773	261662	20349	6186	275825	143948	138706
Work in Progress	566898	0	235125	331773	0	0	0	0	331773	566898
Grand Total	10813331	2576875	451683	12703397	6435664	745959	253252	6928371	5933543	4377667
Previous Year	9739420	1926188	1058174	10607434	6204022	469740	219728	6453827	4310085	

* Includes foreign currency fluctuation.

Other Assets includes Air Conditioner, Water Coolers, Television, Lifts & Cameras etc.



The New India Assurance Company Limited
[Registration No.190 Renewed from 01/04/2018]

Consolidated Schedules for the year ended 31st March, 2018



Particulars	Current year ₹ (000)	Previous year ₹ (000)
Schedule 11		
Cash and Bank Balances		
1. Cash (Including Cheques, Drafts and Stamps)	1978552	2344587
2. Bank Balances		
a. Deposit Accounts		
aa. Short - Term (due within 12 Months)	15149398	16961609
bb. Others	46920989	46194958
b. Current Accounts	10648328	7247640
3. Money at Call and Short Notice		
With Banks	17117194	503022
With other Institutions	0	8005468
Total	91814461	81257284
Cash and Bank Balances	In India	29479189
Cash and Bank Balances	Outside India	51778095
Total		0

Balances with non scheduled banks included in 2b above
Provision made for bad and doubtful debts shown under Schedule
14.5 against assets in Schedule 11

9090285

Indian balances included in 2b above

Total



The New India Assurance Company Limited
[Registration No.190 Renewed from 01/04/2018]




Consolidated Schedules for the year ended 31st March, 2018

Particulars	Current year ₹ (000)	Previous year ₹ (000)
Schedule 12		
Advances and Other Assets		
A. Advances		
1. Reserve Deposits With Ceding Companies	556630	174565
2. Application Money For Investments	0	
3. Pre-Payments	311782	317551
4. Advances To Directors / Officers		
5. Advance Tax Paid And Taxes Deducted At Source (Net Of Provision For Taxation)	2399007	2918562
6. Others	434810	589218
Total (A)	3702229	3999897
B. Other Assets		
1. Income Accrued On Investments	7689435	6898019
2. Outstanding Premiums	24631477	6630282
3. Agents Balances	5334527	3971445
4. Foreign Agencies Balances	1586180	995900
5. Due From Other Entities Carrying Insurance Business (Including Reinsurers)	58829704	57860472
6. Due From Subsidiaries/Holding Companies	0	
7. Deposit With R B I (Persuant to Section 7 Of Insurance Act 1938)	0	
8. Others - a. Other Accrued Income	1435746	1325197
b. Others Including Sundry Debtors & Interoffice Accounts	6949815	5694747
c. Service Tax Unutilized Credit	214963	429093
d. Fixed Deposit-Unclaimed Amounts of Policy Holders	1458140	1387541
Total (B)	108129987	85192696
TOTAL(A+B)	111832216	89192592

Sundry Debtors amounting to ₹ 5010 (P.Y. ₹5010) are netted against interest suspense of an equal amount.

Provision made for Bad and doubtful debts shown under Schedule 14.5 against assets in Schedule 12

Reinsurance balances included in A1 above	93984	93984
Reinsurance balances included in B5 above	946978	946978
Reinsurance balances included in B8 above	494	494
Foreign balances included in B3 above (Bankok)	67996	62209
Foreign balances included in B4 above (Manila, Dubai & Curacao)	161335	73104
Foreign balances included in B5 above (Bangkok)	10368	11755
Foreign balances included in B8 above (Equitorial Bank London)	11039	9391
Indian reinsurance balances/Miscellaneous debtors included in B5B above	200000	200000
Indian balances included in B3 above	115349	50223
Indian balances included in B8b above	285496	355795
Indian miscellaneous debtors included in B8b above (TCS)	18554	81188
Sundry debtors(5192) investments Indian included in B8 above - Std. provision	31	31
Sundry debtors(5192) investments Indian included in B8 above	3851	3851
Sundry debtors(5192) investments(F) Indian included in B8 above	956	952
Income accrued on investments(5131(F)) Indian included in B1 above	2	2
Total	1916433	1889987



The New India Assurance Company Limited
[Registration No.190 Renewed from 01/04/2018]

Consolidated Schedules for the year ended 31st March, 2018

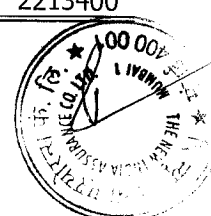



Particulars	Current year ₹ (000)	Previous year ₹ (000)
Schedule 13		
Current Liabilities		
1. Agents Balances	476464	341964
2. Balances Due To Other Insurance Companies	46033396	34464919
3. Deposits Held On Reinsurance Ceded	362804	161528
4. Premium Received In Advance	1949593	1702021
5. Un-Allocated Premium	15834874	
6. Sundry Creditors - a. Other Than Service Tax Payable	9673549	18380081
b. Service Tax Payable	725799	591011
7. Due To Subsidiaries / Holding Company	0	
8. Claims Outstanding	198069920	179778437
9. Due To Officers/Directors	0	
10. Others	1106385	1656882
Policy Holders Fund - Excess Premium Collected	452666	344977
Policy Holders Fund - Refund Premium Due	344015	333600
Policy Holders Fund - Stale Cheques	372849	708964
Total	275402315	238464383

Schedule 14
Provisions

1. a. Reserve for Un-Expired Risks	100873694	88590942
b. Premium Deficiency Reserve	0	0
2. Provision for Taxation (Net of Payment of Taxes)	111	69895
3. Provision for Proposed Dividend	0	0
4. Provision for Dividend Distribution Tax	0	0
5. Others - Reserve for Bad and Doubtful Debts.	2844762	3356673
Provision for Diminution in value of Thinly Traded / Unlisted Shares	29916	63486
Provision for Wage Arrear	0	
Provision for Leave Encashment	6651300	6682800
	0	
	0	
Total	110399783	98763797

Schedule 15
Miscellaneous Expenditure

1. Discount Allowed in Issue of Shares and Debentures		
2. Others - Contributions to Gratuitu Fund and Gratuity Fund (Deferred Expenses to the Extent not Written Off)	2769320	2213400
Total	2769320	2213400



Consolidated Receipts & Payments Account / Cash Flow Statement for the period from 01/04/2017 to 31/03/2018

Particulars	Current Year ₹ (000)	Previous Year ₹ (000)
A. Cash Flows from the operating activities:		
1. Premium received from policyholders, including advance receipts	285227667	243593759
2. Other receipts	235600	397159
3. Payments to the re-insurers, net of commissions and claims	(13919190)	(15900237)
4. Payments to co-insurers, net of claims recovery	(507545)	(1907977)
5. Payments of claims	(177300641)	(153615445)
6. Payments of commission and brokerage	(20957964)	(15205583)
7. Payments of other operating expenses	(35604578)	(39826148)
8. Preliminary and pre-operative expenses	0	(1637)
9. Deposits, advances and staff loans	(182973)	(34413)
10. Income taxes paid (Net)	(4705501)	2704817
11. Service tax paid	(27249564)	(23077869)
12. Other payments	(787612)	1638030
13. Cash flows before extraordinary items	4247700	(1235545)
14. Cash flow from extraordinary operations	0	0
Net cash flow from operating activities	4247700	(1235545)
B. Cash flows from investing activities:		
1. Purchase of fixed assets	(2573547)	(1922665)
2. Proceeds from sale of fixed assets	407014	384222
3. Purchases of investments	(87715497)	(35425713)
4. Loans disbursed	0	0
5. Sales of investments	53619129	29981952
6. Repayments received	268536	(376332)
7. Rents/Interests/ Dividends received	27855591	25585167
8. Investments in money market instruments and in liquid mutual funds	0	0
9. Expenses related to investments	(460771)	(297503)
Net cash flow from investing activities	(8599545)	17929128
C. Cash flows from financing activities:		
1. Proceeds from issuance of share capital	18725500	0
2. Proceeds from borrowing	0	0
3. Repayments of borrowing	(29596)	(18586)
4. Interest/dividends paid	(7448934)	(3054962)
Net cash flow from financing activities	11246971	(3073547)
D. Effect of foreign exchange rates on cash and cash equivalents, net	3662051	(4525005)
E. Net increase in cash and cash equivalents:	10557177	9095030
1. Cash and cash equivalents at the beginning of the year	81257284	72162254
2. Cash and cash equivalents at the end of the year	91814461	81257284

Jayashree Nair
Company Secretary

C. Narambunathan
Director, GM & FA
DIN No.08101846

Hemant G. Rokade
Director
DIN No.06417520

S. N. Rajeswari
Chief Financial Officer

G. Srinivasan
Chairman-Cum- Managing Director
DIN No.01876234

As per our report of even date

For R. Devendra Kumar & Associates
Firm Reg. No. 114207W
Chartered Accountants

D. K. Gupta

Partner
R. DEVENDRA KUMAR & ASSOCIATES
Membership Number 09032
MUMBAI
CHARTERED ACCOUNTANTS
Mumbai
May 11

For A. Bafna & Co.
Firm Reg. No. 003660C
Chartered Accountants

Mukesh Kumar Gupta
Partner
Membership Number 073515

For NBS & CO.
Firm Reg. No. 110100W
Chartered Accountants

Pradeep S. Chetty
Partner
NBS & CO
Membership Number 046940
MUMBAI
FRN
110100W
CHARTERED ACCOUNTANTS

